



Sw61200(6V120AH)



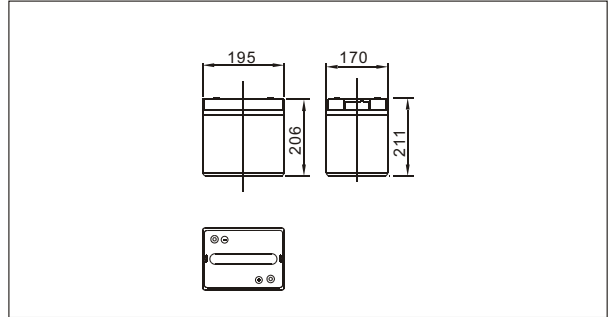
● **Specifications**

Nominal Voltage		6V
Rated capacity (10 hour rate)		120 Ah
Dimensions	Total Height	211 mm (8.31 inches)
	Height	206 mm (8.11 inches)
	Length	195 mm (7.67 inches)
	Width	170mm (6.69 inches)
Weight Approx		18.6Kg (40.92lbs)

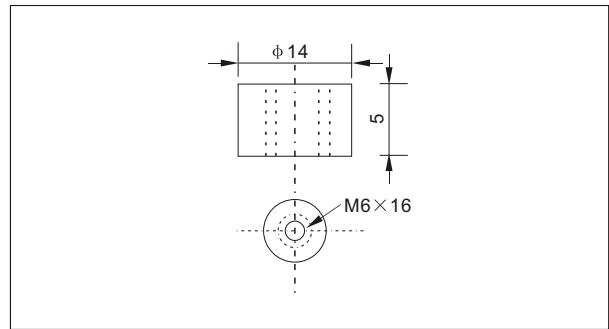
● **Characteristics**

Capacity 25°C(77°F)	10 hour rate(12.0A) 5 hour rate(19.2A) 1 hour rate(72A)	120 AH 96 AH 72 AH
Internal Resistance	Full charged Battery at 25°C(77°F)	Approx 2.0 mΩ
Capacity affected by Temperature (10hour rate)	40°C(104°F) 25°C(77°F) 0°C(32°F) -15°C(5°F)	102% 100% 85% 65%
Self-Discharge at 25°C(77°F)	Capacity after 3 month storage Capacity after 6 month storage Capacity after 12 month storage	91% 82% 64%
Terminal		T16
Charge (constant Voltage)	Cycle	Initial Charging Current less than 48 A Voltage 7.05-7.2V
	Float	Voltage 6.75-6.90V

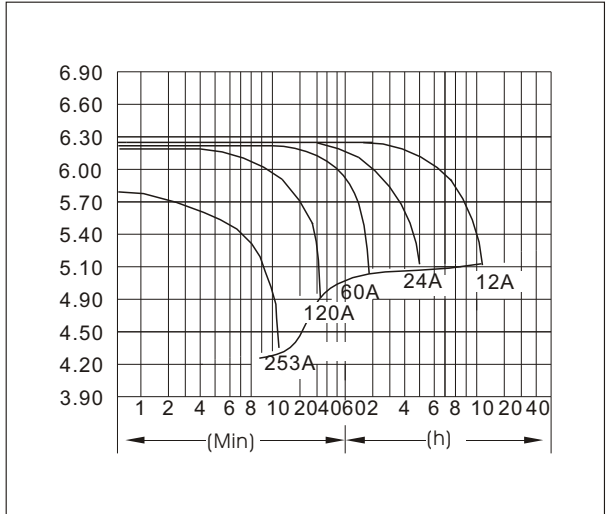
● **Outer dimensions (mm)**



● **Terminal Type (mm)**



● **Discharge Curves 25°C(77°F)**



Constant Current(Amp) and Constant Power(Watt) Discharge Table at 25°C(77°F)													
Time		5min	10min	15min	30min	1h	2h	3h	4h	5h	8h	10h	20h
4.80V	A	384	253	204	137	72	42	30.8	24.0	19.8	14.0	12.6	6.8
	W	1983	1352	1094	735	389	231	171.6	135.0	112.6	80.4	72.8	39.6
5.10V	A	372	228	192	131	68	40	30.0	23.4	19.4	13.7	12.4	6.6
	W	1988	1276	1076	734	383	231	173.7	136.0	113.3	80.0	72.6	38.7
5.25V	A	360	204	168	122	66	39	29.3	23.0	19.2	13.6	12.1	6.6
	W	1966	1162	959	704	379	227	170.6	134.8	112.6	79.7	71.7	39.0
5.40V	A	347	193	156	113	63	38	28.6	22.7	18.7	13.2	12.0	6.5
	W	1947	1111	900	653	369	223	168.4	133.9	110.6	78.2	71.3	38.6
5.55V	A	335	180	144	101	61	37	27.6	22.1	18.2	12.8	11.4	6.1
	W	1902	1045	839	590	360	220	163.9	131.5	108.8	76.9	68.8	37.1